

# MPs Winter Survey 2016 Key Influencer Tracking


Report prepared for The UK in a Changing Europe and the Mile End  
Institute, Queen Mary University of London

---

February 2017



The **UK** in a  
**Changing Europe**



Queen Mary  
University of London

## Methodology



3

## The referendum



6

## The Brexit negotiations



12

## Future prospects



22



# Methodology

# Methodology




This report presents findings from the winter 2016 wave of Ipsos MORI's Members of Parliament survey, part of Ipsos MORI's programme of regular multi-sponsored studies among key audiences.



## Sample

An initial sample of **440** MPs were contacted and quotas on ministerial status within party were set to ensure those interviewed closely represent the profile of the House of Commons

This resulted in **149** interviews in total. The questionnaire was 'versioned'; **101** MPs answered the Kings College London and Queen Mary University questions unless additional filters were applied:

| Base  | 101 |
|---|-----|
|   | 48  |
|  | 43  |
|  | 7   |
| Other   | 3   |



## Fieldwork Dates

Fieldwork dates:  
**31 October – 21 December 2016**

All data was collected through face to face interviews with MPs at their Westminster offices



## Interpretation

Sometimes the percentage result for 'All MPs' may be greater than the sum of Labour and Conservative MPs, as it includes results from other parties. Where results do not sum to 100%, this may be due to computer rounding, multiple responses, or the exclusion of 'don't know' categories.

Data have been weighted to reflect the true balance by political party

# Composition of Sample (%)

## Structure of the house<sup>1</sup>



## Weighted sample<sup>2</sup>



## Unweighted sample



Other

Footnote: 1. Population of House of Commons excluding N.I. MPs and Speaker (631) as of 19<sup>th</sup> October 2016,  
2. Data weighted by status (minister/backbencher) within party. All results in this report are weighted results

Base: All MPs (149), Conservative MPs (72), Labour MPs (62), SNP MPs (10), Other MPs (5), Winter 2016

Source: Ipsos MORI



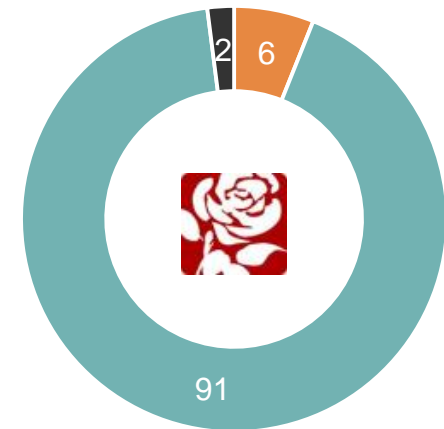
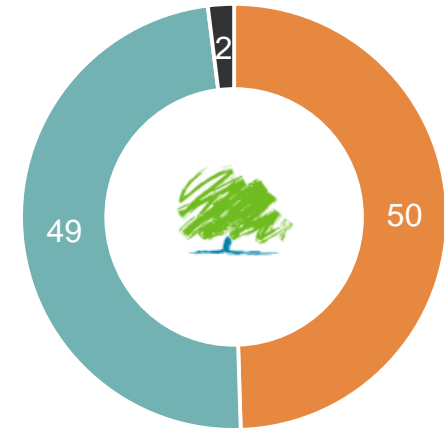
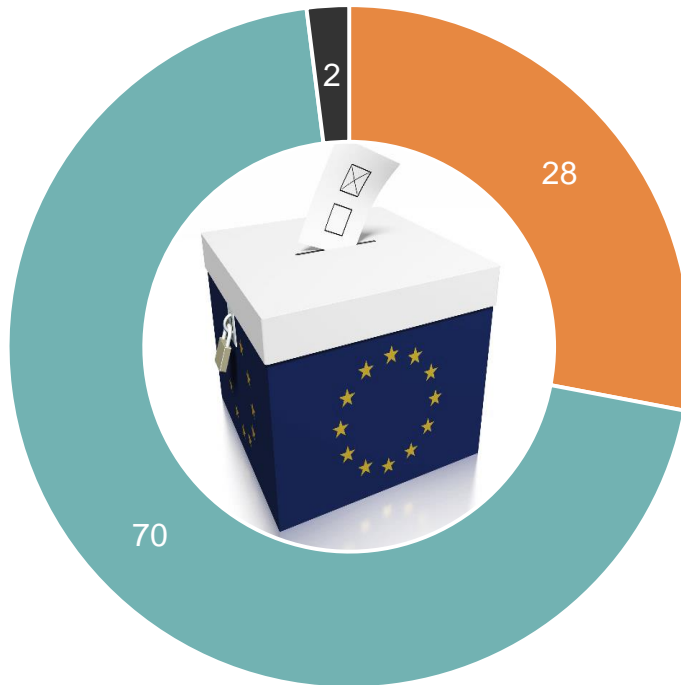
# The referendum

# Referendum vote



How did you vote in the EU referendum? (%)

■ Remain
 ■ Leave
 ■ Did not vote
 ■ Prefer not to say



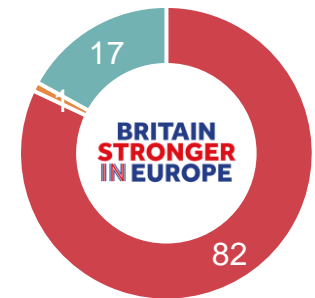
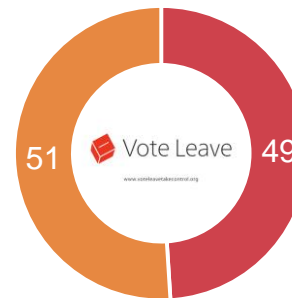
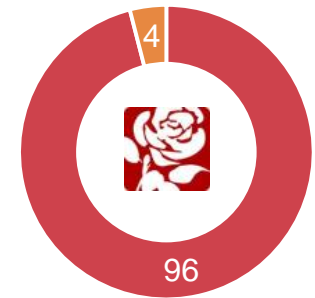
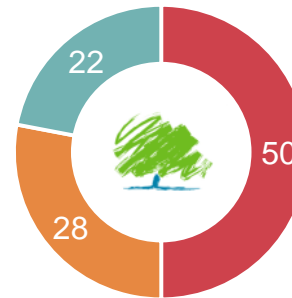
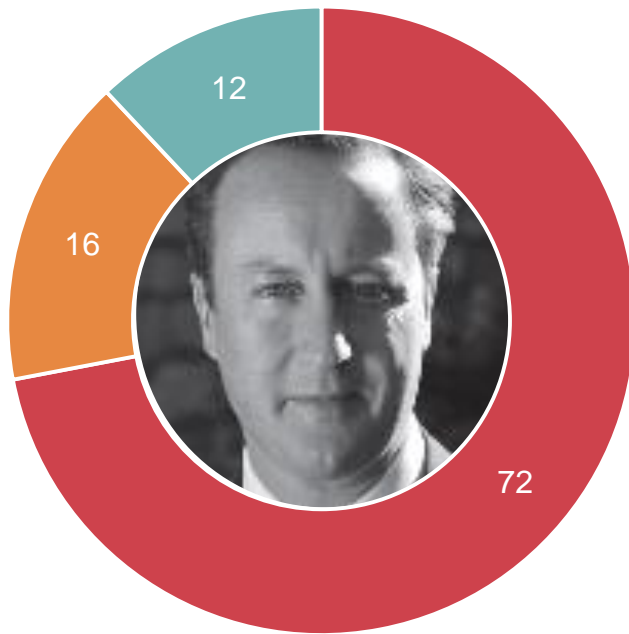
Base: All MPs (101), Conservative MPs (48), Labour MPs (43) asked, Winter 2016

# Impact of Cameron's renegotiations



Did the outcome of David Cameron's renegotiations of Britain's terms of EU membership affect how you voted – and if so, in what way? (%)

■ No – it made no difference    
 ■ Yes – more favourable to Leave    
 ■ Yes – More favourable to Remain    
 ■ Don't know



Base: All MPs (101), Conservative MPs (48), Labour MPs (43) asked, All MPs who voted to leave (31), All MPs who voted to remain (68) Winter 2016

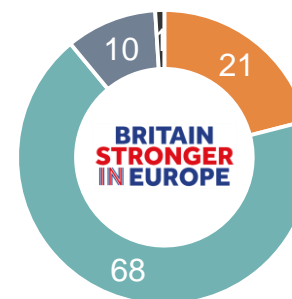
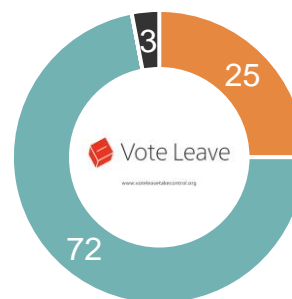
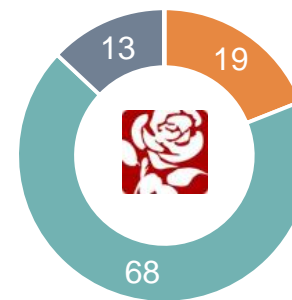
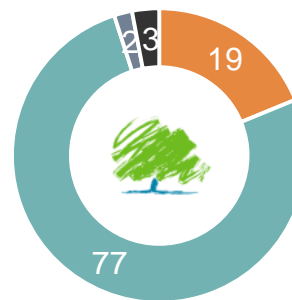
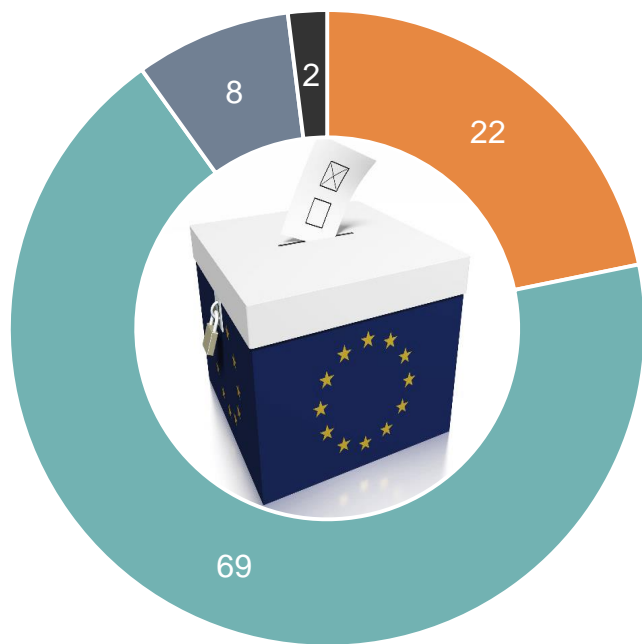


# MPs' prediction of referendum vote



Thinking back to the day before the referendum, which of the following outcomes did you think was most likely? (%)

■ Britain to vote to Remain    
 ■ Britain to vote to Leave    
 ■ Too close to call    
 ■ Don't know

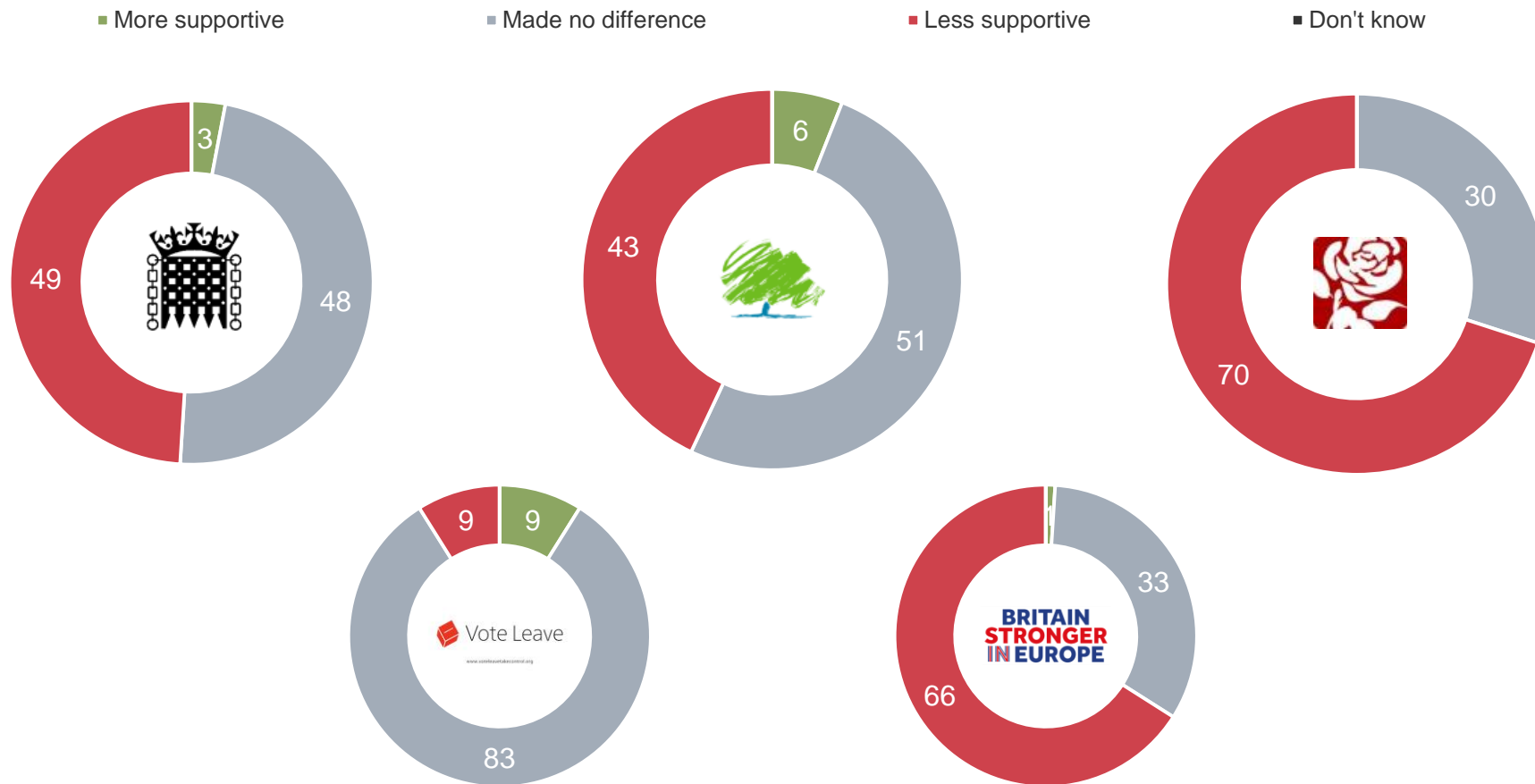


Base: All MPs (101), Conservative MPs (48), Labour MPs (43) asked, All MPs who voted to leave (31), All MPs who voted to remain (68) Winter 2016

# Support for referenda in politics



Has the experience of the EU referendum generally made you more or less supportive of the use of referenda in politics, or has it made no difference? (%)



Base: All MPs (101), Conservative MPs (48), Labour MPs (43) asked, All MPs who voted to leave (31), All MPs who voted to remain (68) Winter 2016

# Referenda or Referendum?



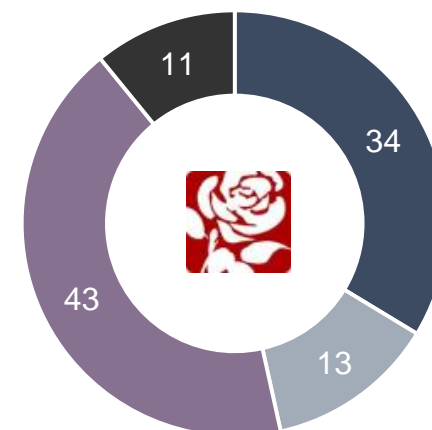
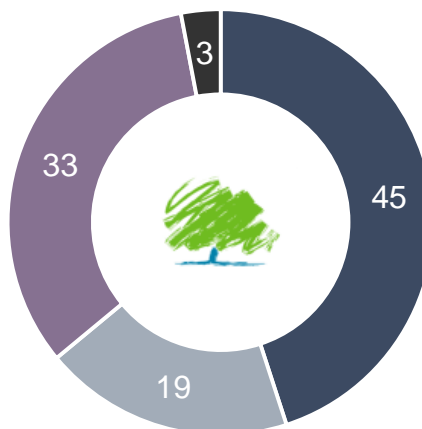
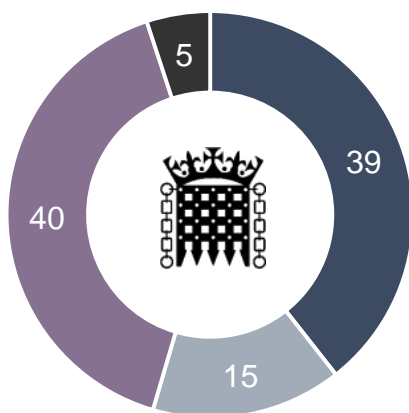
Out of interest, do you think it is correct to say referenda or referendums – or are both correct? (%)

■ Referenda is the correct term

■ Referendums is the correct term

■ Both terms correct

■ Don't know



Base: All MPs (101), Conservative MPs (48), Labour MPs (43) asked, Winter 2016



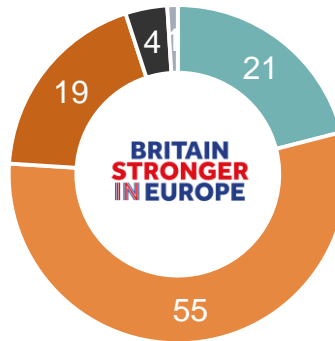
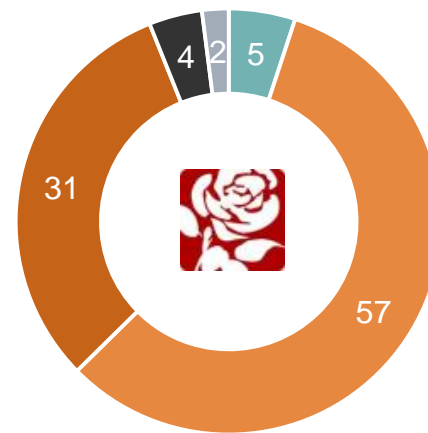
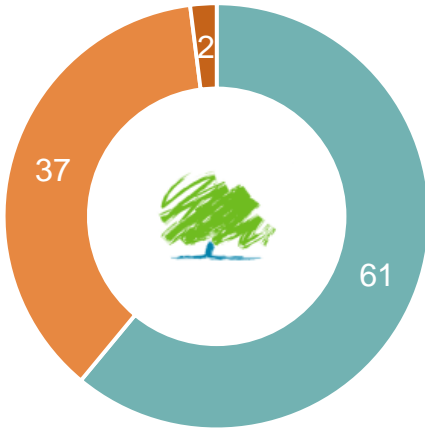
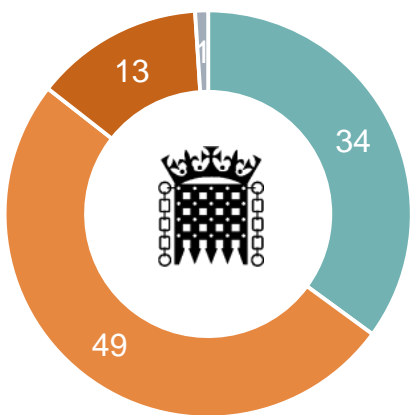
# The Brexit negotiations

# Article 50



After Article 50 has been triggered and a deal struck with the EU, which one of these statements do you most agree with? (%)

- There is no need for a parliamentary vote nor a second referendum to approve the final deal struck with the EU
- Parliament should have a final vote to approve or reject the final deal struck with the EU, but there should not be a second referendum
- There should be a second referendum for the public to approve or reject the final deal struck with the EU
- Other (not prompted)
- Don't know



Base: All MPs (101), Conservative MPs (48), Labour MPs (43) asked, All MPs who voted to leave (31), All MPs who voted to remain (68) Winter 2016

# The negotiations – immigration



On a 0-10 scale, where 0 means being in the EU single market at all costs and 10 means being able to control immigration at all costs, where do you think the balance should lie? (%)

■ Single market access more important (0-3)   ■ Neither more important (4-6)   ■ Controlling immigration more important (7-10)   ■ Don't know



Base: All MPs (101), Conservative MPs (48), Labour MPs (43), All MPs who voted to leave (31), All MPs who voted to remain (68) Winter 2016

# The negotiations – immigration



On a 0-10 scale, where 0 means being in the EU single market at all costs and 10 means being able to control immigration at all costs, where do you think the balance should lie? (%)

■ 0 ■ 1 ■ 2 ■ 3 ■ 4 ■ 5 ■ 6 ■ 7 ■ 8 ■ 9 ■ 10 ■ Don't know



Base: All MPs (101), Conservative MPs (48), Labour MPs (43), All MPs who voted to leave (31), All MPs who voted to remain (68) Winter 2016

# The negotiations – paying into the EU budget



On a 0-10 scale, where 0 means being in the EU single market at all costs and 10 means not paying any money at all into the EU budget, where do you think the balance should lie? (%)

■ Single market access more important (0-3)    ■ Neither more important (4-6)    ■ Not paying in the EU more important (7-10)    ■ Don't know



Base: All MPs (101), Conservative MPs (48), Labour MPs (43), All MPs who voted to leave (31), All MPs who voted to remain (68) Winter 2016



# The negotiations – paying into the EU budget



On a 0-10 scale, where 0 means being in the EU single market at all costs and 10 means not paying any money at all into the EU budget, where do you think the balance should lie? (%)

Legend: 0, 1, 2, 3, 4, 5, 6, 7, 8, 9, 10, Don't know



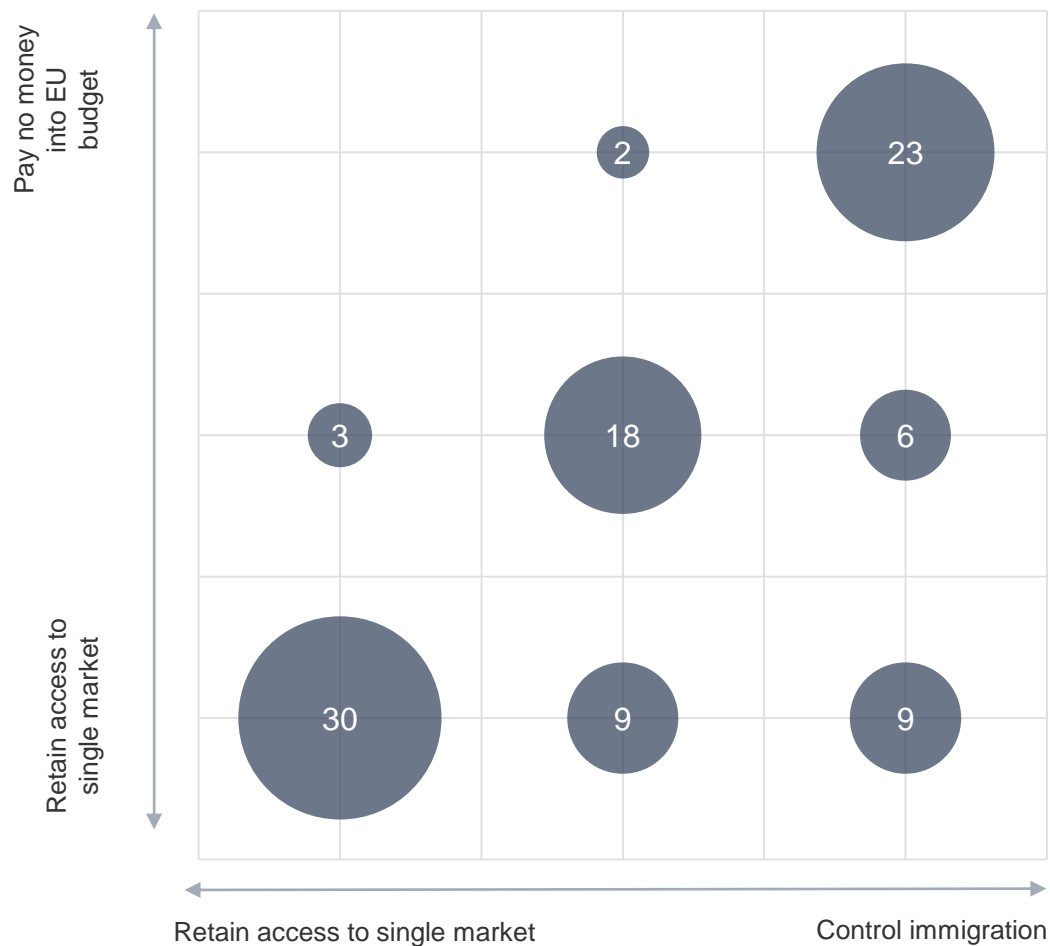
Base: All MPs (101), Conservative MPs (48), Labour MPs (43), All MPs who voted to leave (31), All MPs who voted to remain (68) Winter 2016

# Soft Brexit or Hard Brexit?



On a 0-10 scale, where 0 means being in the EU single market at all costs and 10 means being able to control immigration at all costs / not paying any money at all into the EU budget, where do you think the balance should lie (combined)? (%)

All MPs

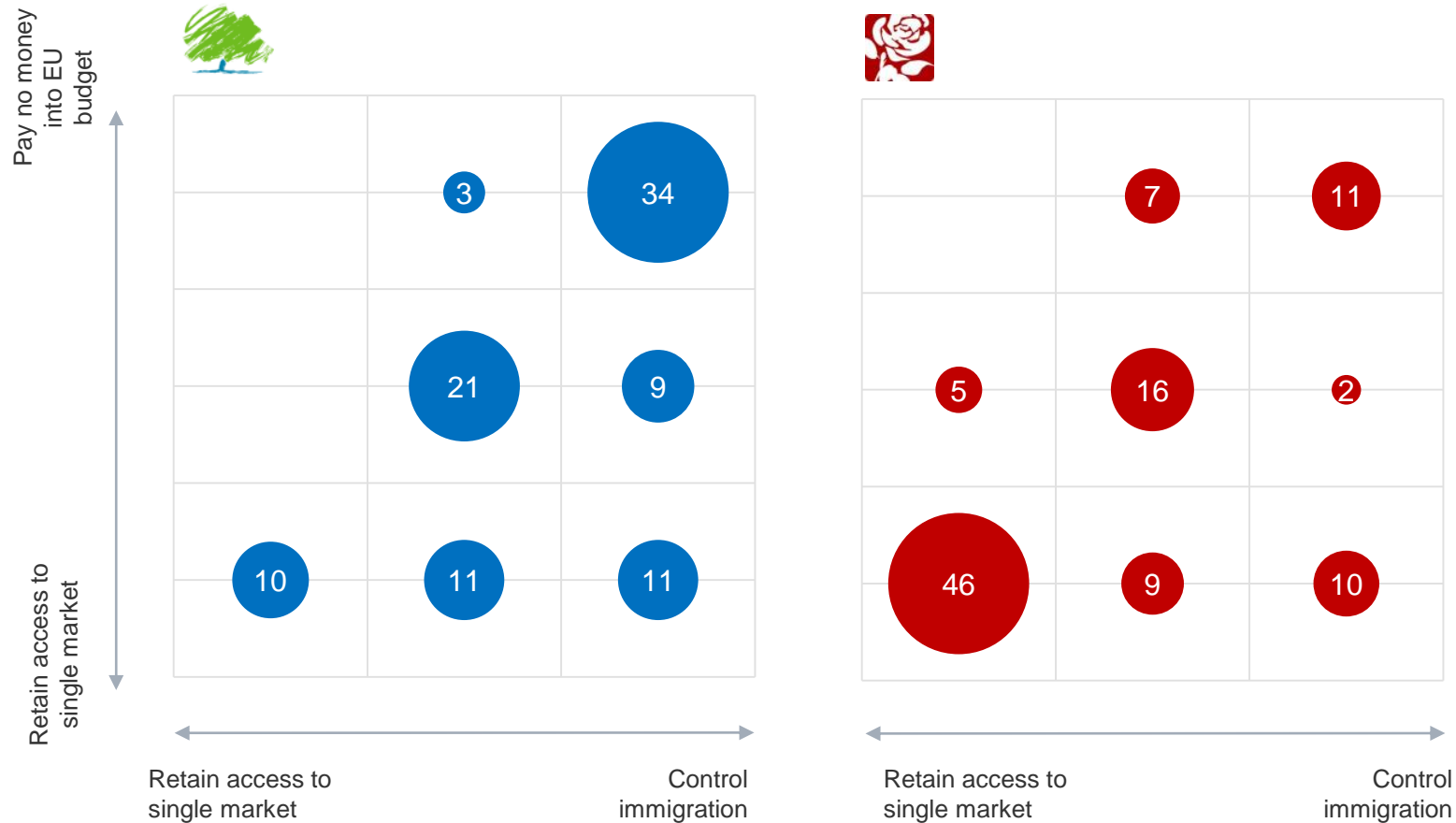


Base: All MPs (101) Winter 2016

# Soft Brexit or Hard Brexit?



On a 0-10 scale, where 0 means being in the EU single market at all costs and 10 means being able to control immigration at all costs / not paying any money at all into the EU budget, where do you think the balance should lie (combined)? (%)


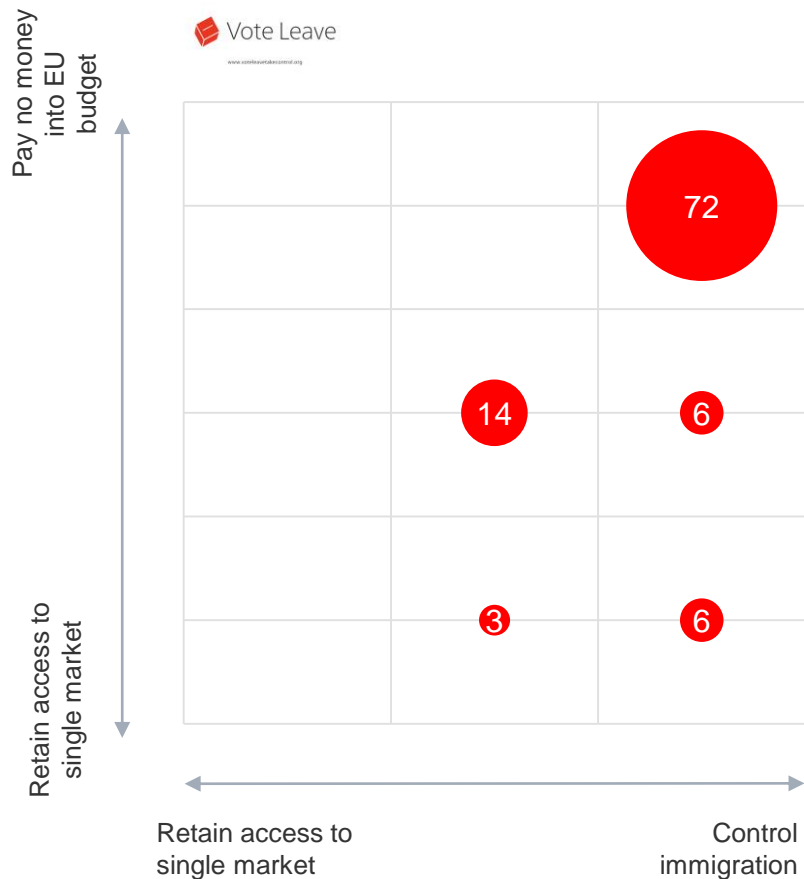


Base: All Conservative MPs (44), Labour MPs (42) asked, Winter 2016

# Soft Brexit or Hard Brexit?



On a 0-10 scale, where 0 means being in the EU single market at all costs and 10 means being able to control immigration at all costs / not paying any money at all into the EU budget, where do you think the balance should lie (combined)? (%)



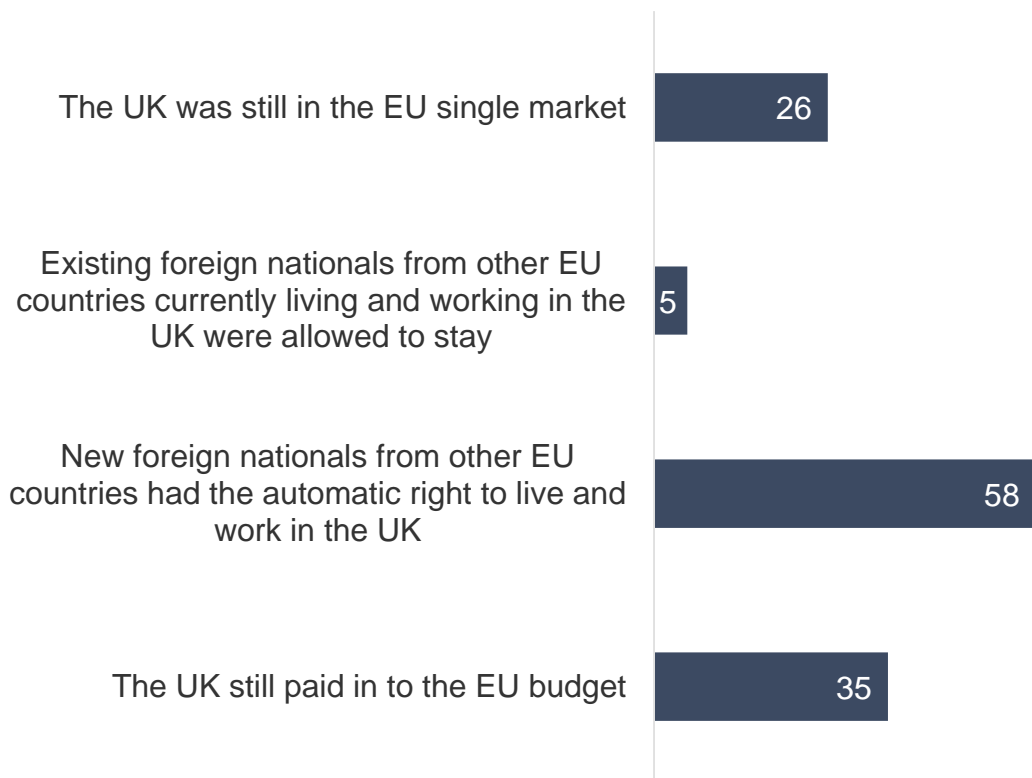
Base: All All MPs who voted to leave (29), All MPs who voted to remain (65) Winter 2016

# What does honouring the referendum result mean?



If each of the following were still the case, would you say that made it impossible to consider that Britain had really left the EU and honoured the referendum result, or not?

% Impossible to consider Britain had really left the EU



**% Impossible to consider Britain had really left the EU**



Vote Leave



44

10

63

12

10

-

-

7

71

57

82

49

52

20

63

23

Base: All MPs (101), Conservative MPs (48), Labour MPs (43), All MPs who voted to leave (31), All MPs who voted to remain (68) Winter 2016

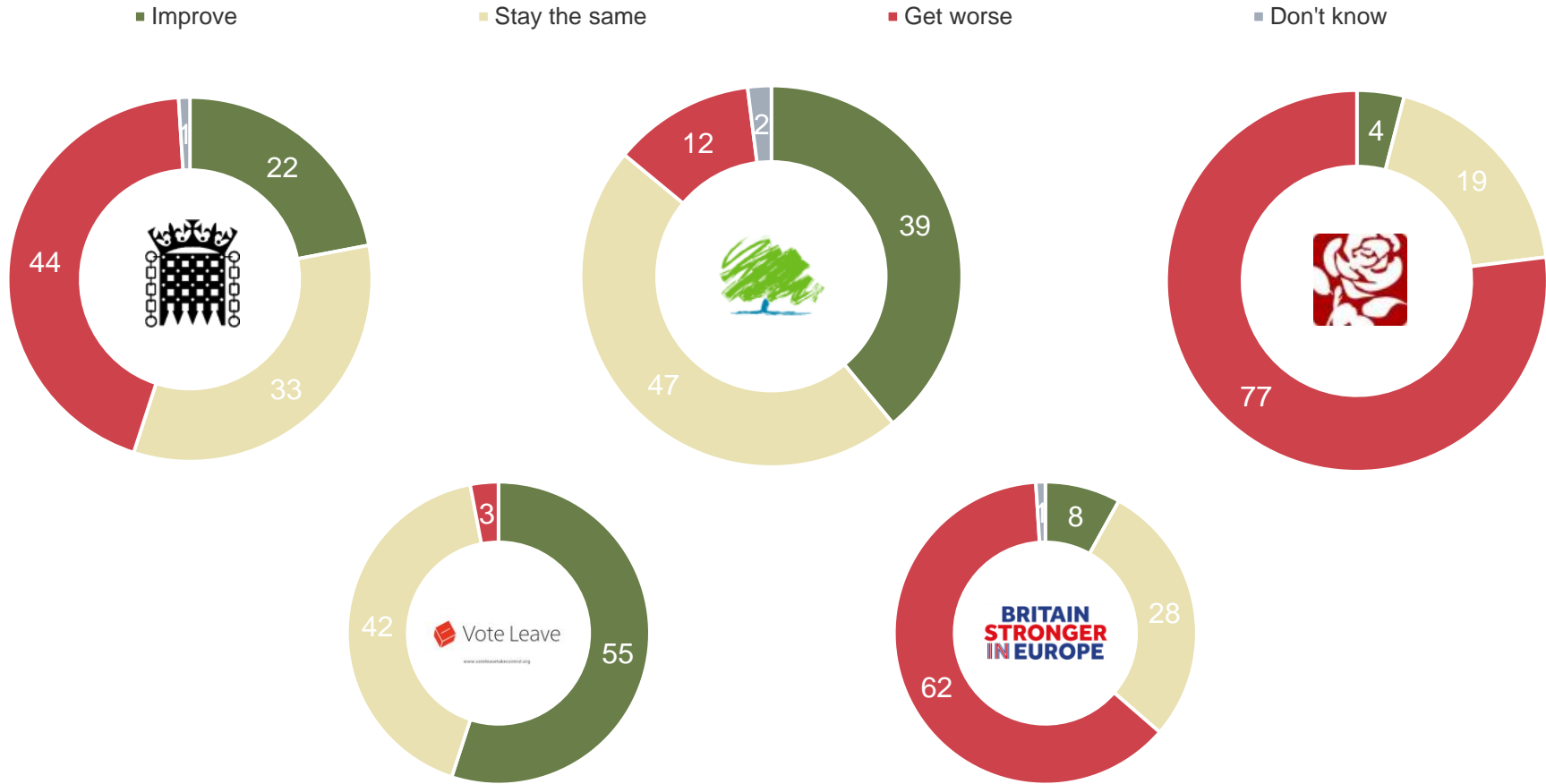


# Future prospects

# Prospects for economy in the next 12 months



Do you think the general economic condition of the country will improve, stay the same or get worse in the next 12 months? (%)

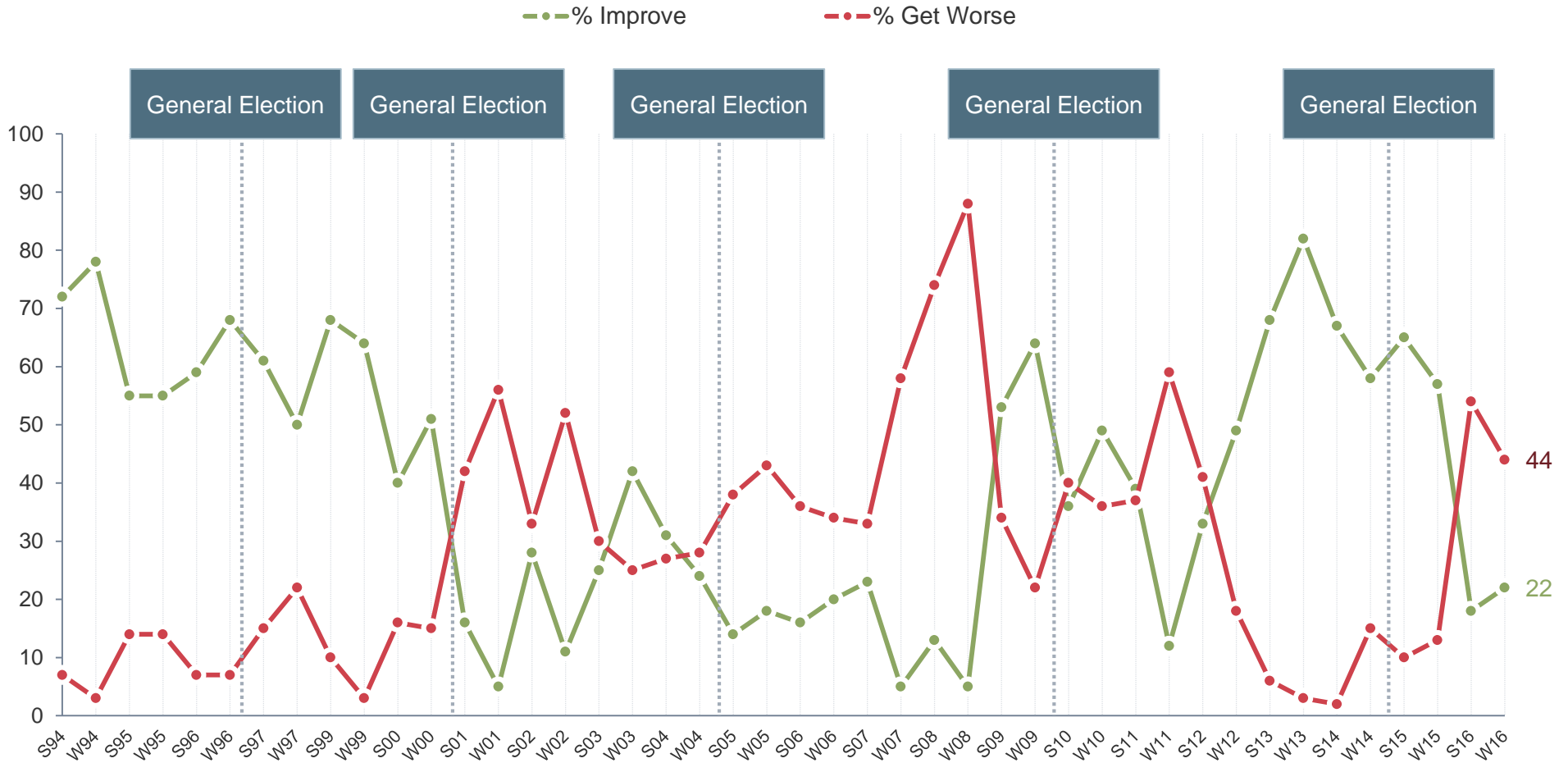


Base: All MPs (101), Conservative MPs (48), Labour MPs (43), All MPs who voted to leave (31), All MPs who voted to remain (68) Winter 2016

# Prospects for economy in the next 12 months – trends



Do you think the general economic condition of the country will improve, stay the same or get worse in the next 12 months? (%)



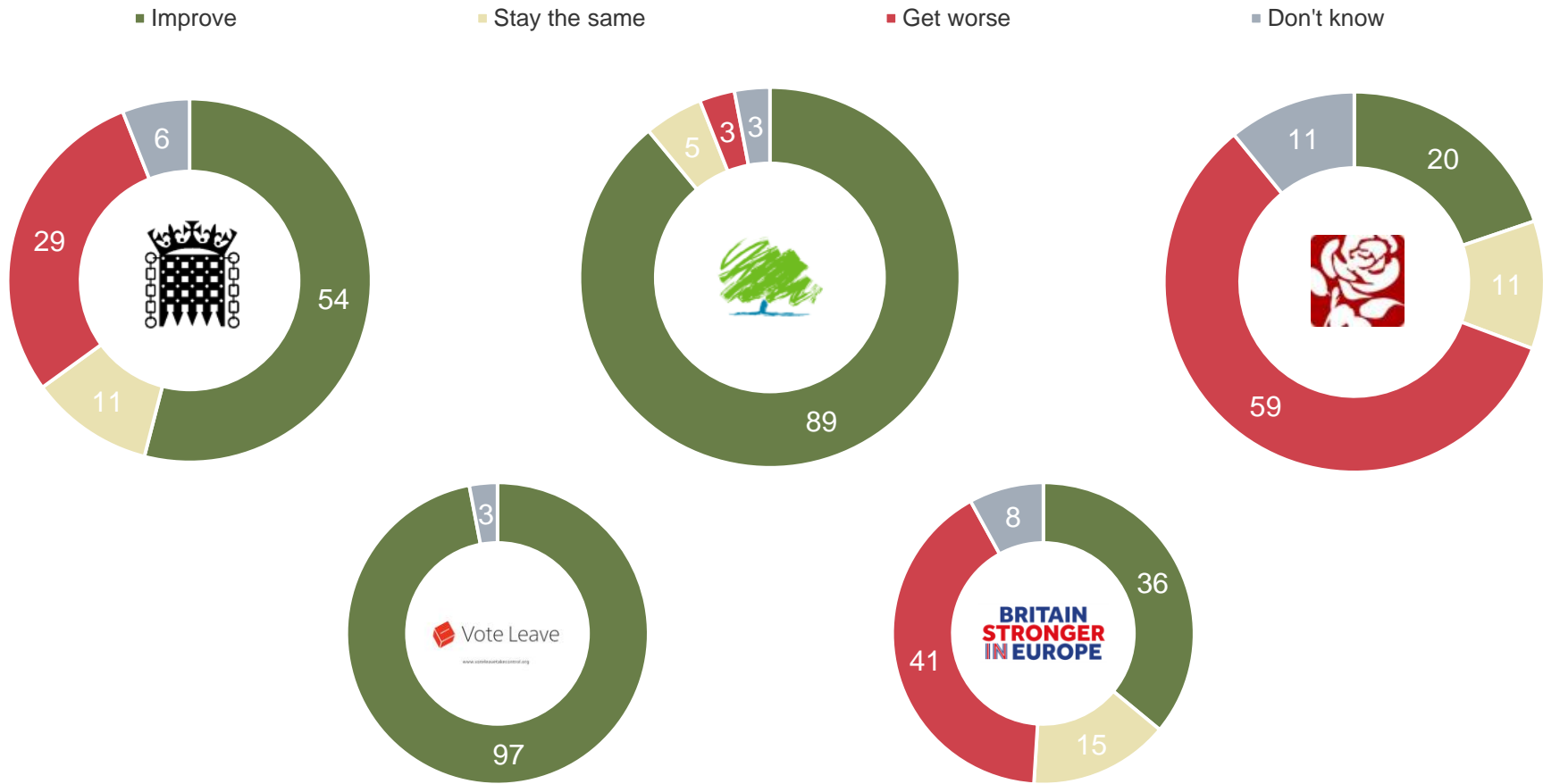
Base: All MPs asked (101), Conservative MPs (48), Labour MPs (43) asked, Winter 2016



# Prospects for economy in the next 10 years



And over the next ten years, do you think that the general economic condition of the country will improve, stay the same or get worse? (%)



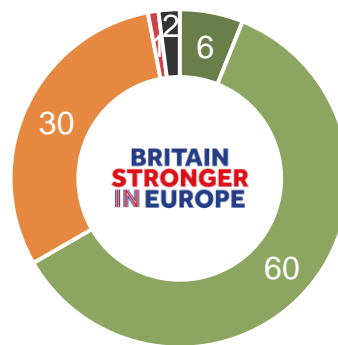
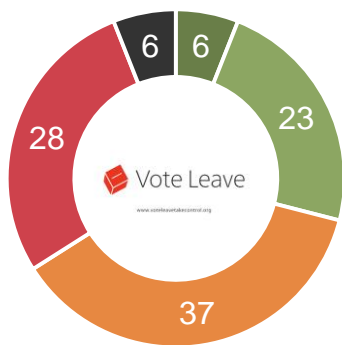
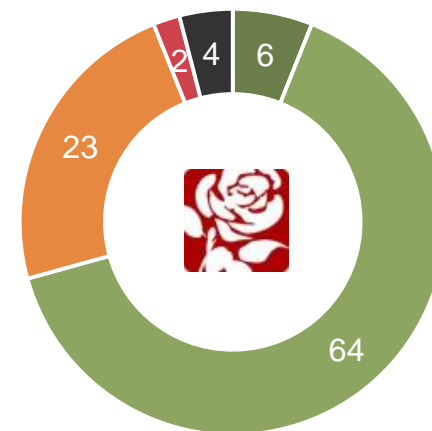
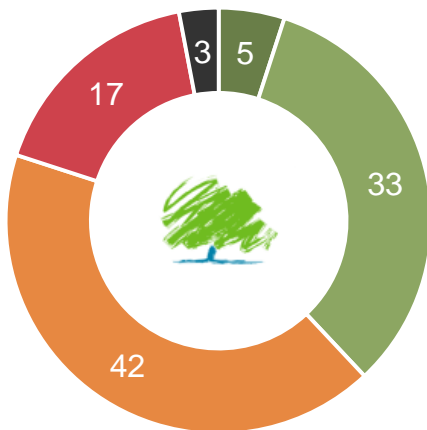
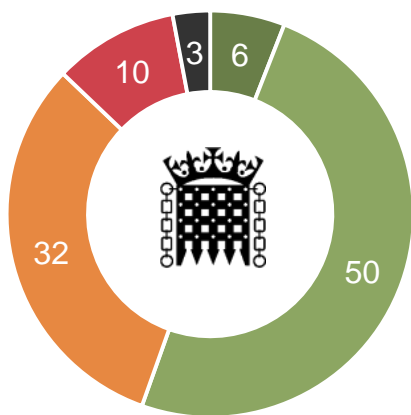
Base: All MPs (101), Conservative MPs (48), Labour MPs (43), All MPs who voted to leave (31), All MPs who voted to remain (68) Winter 2016

# Will the EU thrive?



How likely or unlikely do you think it is that the EU will thrive in the future, now that the UK has voted to leave? (%)

Very likely      Fairly likely      Fairly unlikely      Very unlikely      Don't know



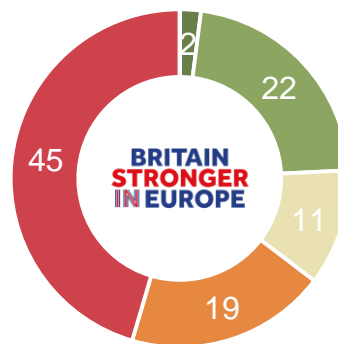
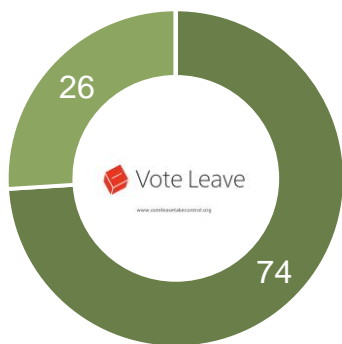
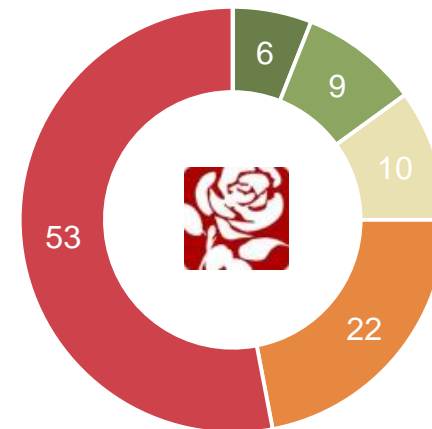
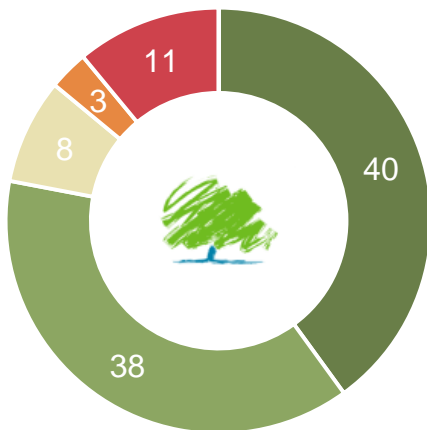
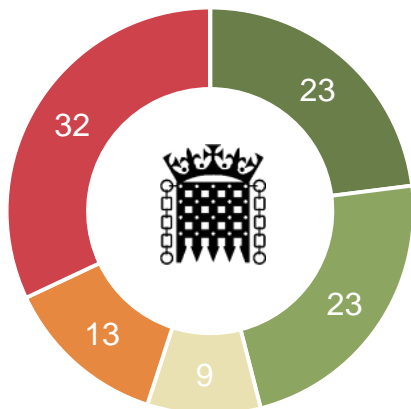
Base: All MPs (101), Conservative MPs (48), Labour MPs (43), All MPs who voted to leave (31), All MPs who voted to remain (68) Winter 2016

# Trade deals



To what extent are you optimistic or pessimistic that the UK will be able to quickly sign beneficial trade deals with major powers, such as China? (%)

■ Very optimistic    
 ■ Fairly optimistic    
 ■ Neither optimistic nor pessimistic    
 ■ Fairly pessimistic    
 ■ Very pessimistic    
 ■ Don't know



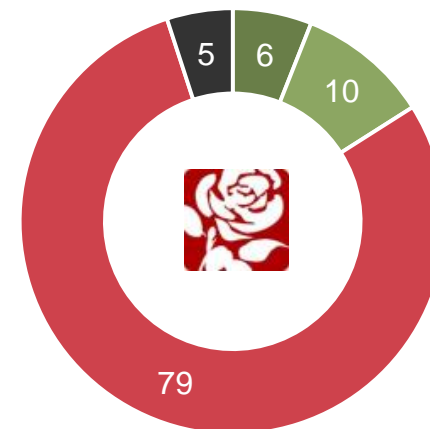
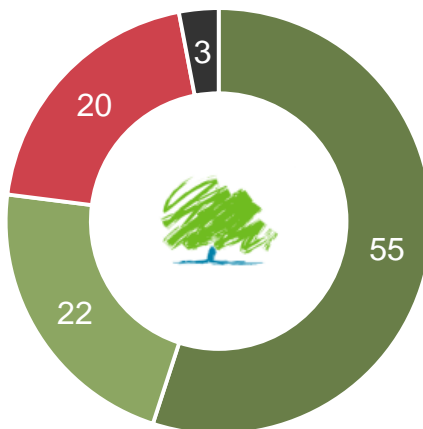
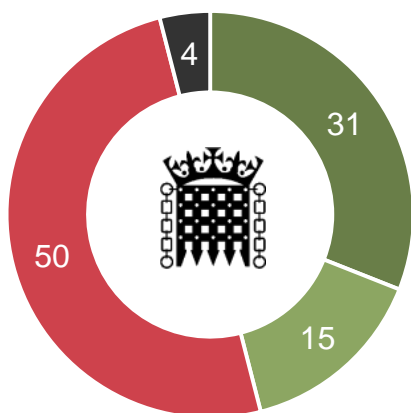
Base: All MPs (101), Conservative MPs (48), Labour MPs (43), All MPs who voted to leave (31), All MPs who voted to remain (68) Winter 2016

# Will trade deals compensate for loss of trade with the EU?



To what extent, if at all, do you think such deals will compensate for any loss of trade with the EU? (%)

■ Yes - will be better than the EU
 ■ Yes - will be similar
 ■ No - will not compensate
 ■ Don't know



|   | Yes – will be better than the EU | Yes – will be similar | No – will not compensate |
|---|----------------------------------|-----------------------|--------------------------|
| MPs optimistic that the UK will be able to quickly sign beneficial trade deals with major powers  | 67%                              | 21%                   | 9%                       |
| MPs pessimistic that the UK will be able to quickly sign beneficial trade deals with major powers | -                                | -                     | 94%                      |

Base: All MPs (101), Conservative MPs (48), Labour MPs (43), MPs optimistic the UK will be able to quickly sign beneficial trade deals with major powers (45), MPs pessimistic the UK will be able to quickly sign beneficial trade deals with major powers (46) Winter 2016

## FURTHER INFORMATION

For more information please contact:

Ben Miller  
e: [ben.miller@kcl.ac.uk](mailto:ben.miller@kcl.ac.uk)

King's College London  
London  
WC2R 2LS

t: +44 (0)20 78487174  
[www.ukandeu.ac.uk/](http://www.ukandeu.ac.uk/)

Guto Malgwyn Hunkin  
e: [guto.hunkin@ipsos.com](mailto:guto.hunkin@ipsos.com)

3 Thomas More Square  
London  
E1W 1YW

t: +44 (0)20 7347 3339  
[www.ipsos-mori.com/](http://www.ipsos-mori.com/)

Becky Writer-Davies  
e: [rebecca.writer-davies@ipsos.com](mailto:rebecca.writer-davies@ipsos.com)

3 Thomas More Square  
London  
E1W 1YW

t: +44 (0)20 7347 3344  
[www.ipsos-mori.com/](http://www.ipsos-mori.com/)

## About Ipsos MORI Reputation Centre

The Ipsos MORI Reputation Centre was established with a simple aim: to help companies build more resilient reputations through stronger relationships with the people who matter most to them. Our approach is based on the understanding that research needs to be a catalyst for positive change – providing clear and practical advice that feeds directly into the stakeholder communications process.

The Key Influencer Tracking programme is a suite of multi-client studies that examine the attitudes and opinions of a range of elite, opinion forming stakeholder audiences. The first of these surveys was set up nearly 40 years ago and the programme has gone from strength to strength ever since. Further details can be found at; [www.ipsos-mori.com/kit](http://www.ipsos-mori.com/kit)



This work was carried out in accordance with the requirements of the international quality standard for market research, ISO 20252:2006 and with the Ipsos MORI Terms and Conditions which can be found [here](#)