

## CSI Brexit 4: People's Stated Reasons for Voting Leave or Remain<sup>†</sup>

24<sup>th</sup> April, 2018

### Summary

- Several different surveys and opinion polls have asked Britons why they voted the way they did in the EU referendum. The two main reasons people voted Leave were 'immigration' and 'sovereignty', whereas the main reason people voted Remain was 'the economy'.
- Analysis of data from the Centre for Social Investigation's longitudinal survey on attitudes to Brexit bolsters these conclusions.
- Among four possible reasons for voting Leave, 'to teach British politicians a lesson' is ranked last by an overwhelming majority of Leave voters, contrary to the claim that Brexit was a 'protest vote'.
- Among four possible reasons for voting Remain, 'a strong attachment to Europe' is ranked last by a sizable plurality of Remain voters, consistent with the claim that Britons have a relatively weak sense of European identity.
- When asked to rank the reasons why their counterparts voted the way they did, Leave voters characterise Remain voters more accurately than Remain voters characterise Leave voters. In particular, Remain voters underestimate the importance that Leave voters attach to the EU having no role in UK law-making.

<sup>†</sup> This work is part of a project funded by the Economic and Social Research Council's *The UK in a Changing Europe* initiative. For more information, see: <http://ukandeu.ac.uk/>. The report was written by Noah Carl, a post-doctoral researcher at the Centre for Social Investigation. Suggested citation: 'Carl, N. (2018). CSI Brexit 4: Reasons Why People Voted Leave or Remain. *Centre for Social Investigation*, [http://csi.nuff.ox.ac.uk/wp-content/uploads/2018/04/Carl\\_Reasons\\_Voting.pdf](http://csi.nuff.ox.ac.uk/wp-content/uploads/2018/04/Carl_Reasons_Voting.pdf).'

## Introduction

This report summarises what is known about people's stated reasons for voting Leave or Remain in the EU referendum. It begins by reviewing surveys and opinion polls conducted around the time of the referendum in June of 2016. It proceeds to analyse data from Wave 3 of the Centre for Social Investigation's longitudinal survey<sup>1</sup> on attitudes to Brexit.

## Previous surveys and opinion polls

Three separate surveys/opinion polls conducted around the time of the referendum asked Britons why they voted the way they did. These all found more-or-less the same thing, namely that the two main reasons people voted Leave were 'sovereignty' and 'immigration', and that the main reason people voted Remain was 'the economy'.

First, YouGov asked Leave and Remain voters to say which reason from a list of eight was the most important when deciding how to vote in the referendum.<sup>2</sup> The most frequently selected reason among Leave voters—ticked by 45%—was, 'to strike a better balance between Britain's right to act independently, and the appropriate level of co-operation with other countries'. The second most frequently selected reason among Leave voters—ticked by 26%—was, 'to help us deal better with the issue of immigration'. The most frequently cited reason among Remain voters—ticked by 40%—was, 'to be better for jobs, investment and the economy generally'. Interestingly, the second most frequently selected reason among Remain voters was the same as the most frequently selected reason among Leave voters (given above).

Second, Lord Ashcroft asked Leave voters to rank four possible reasons for voting Leave, and asked Remain voters to rank four possible reasons for voting Remain.<sup>3</sup> The two most important reasons for voting Leave were: 'The principle that decisions about the UK should be taken in the UK', which was ranked first by 49% of Leave voters; and 'A feeling that voting to leave the EU offered the best chance for the UK to regain control over immigration and its own borders', which was ranked first by 33% of Leave voters. The two most important reasons for voting Remain were: 'The risks of voting to leave looked too great when it came to things like the economy, jobs and prices', which was ranked first by 43% of Remain voters; and 'A vote to remain would still mean the UK having access to the EU single market while remaining outside of the Euro and the no-borders area of Europe, giving the UK the best of both worlds', which was ranked first by 31% of Remain voters.

Third, the British Election Study team asked their respondents an open-ended question just prior to the referendum, namely 'What matters most to you when deciding how to vote in the EU referendum?'.<sup>4</sup> They coded the responses into 54 categories encompassing the key themes that respondents mentioned. The most frequently cited reasons for voting Leave were 'Sovereignty/EU bureaucracy' and 'Immigration' (both mentioned by around 30% of those who said they intended to vote Leave). By far the most frequently cited reason for voting Remain was 'Economy' (mentioned by nearly 40% of those who said they intended to vote Remain).

## CSI's data on why people voted Leave or Remain in the EU referendum

Approximately 3,000 respondents were surveyed online by the polling company Kantar between 2<sup>nd</sup> of February and 8<sup>th</sup> of March, 2018.

To begin with, we asked Leave voters<sup>5</sup> to rank four reasons for voting Leave in order of how important they were when deciding which way to vote in the referendum.<sup>6</sup> Figure 1 displays the distribution of Leave voters by rank for each of the four reasons. (Note that the wording of each reason is exactly as it appeared in the online survey.) The reason with the highest average rank is 'to regain control over EU immigration'. The reason with the second highest average rank is 'didn't want the EU to have any role in UK law-making'. Interestingly, 'to teach British politicians a lesson' has by far the lowest average rank, being ranked last by a full 88% of Leave voters. This contradicts the widespread claim that Brexit was a 'protest vote': i.e., that people voted Leave as a way of venting deep-seated grievances about things such as inequality, austerity and social liberalism, rather than because they opposed Britain's membership of the EU per se.<sup>7,8,9,10</sup>

We then asked Remain voters to rank the same four reasons in order of how important they thought those reasons were to Leave voters. (When answering this question, Remain voters were given the option to say ‘don’t know’.) Figure 2 displays Remain voters’ assessments of Leavers’ reasons for voting Leave. It shows that Remain voters overestimate the importance that Leave voters attach to both regaining control over EU immigration and teaching British politicians a lesson. 52% of Remain voters rank ‘Leavers wanted the UK to regain control over EU immigration’ first, whereas only 39% of Leave voters rank ‘to regain control over EU immigration’ first. And 12% of Remain voters rank ‘Leavers wanted to teach British politicians a lesson’ first, whereas only 3% of Leave voters rank ‘to teach British politicians a lesson’ first. By contrast, Remain voters dramatically underestimate the importance that Leave voters attach to the EU having no role in UK law-making. Only 10% of Remain voters rank ‘Leavers didn’t want the EU to have any role in UK law-making’ first, whereas 35% of Leave voters rank ‘didn’t want the EU to have any role in UK law-making’ first.

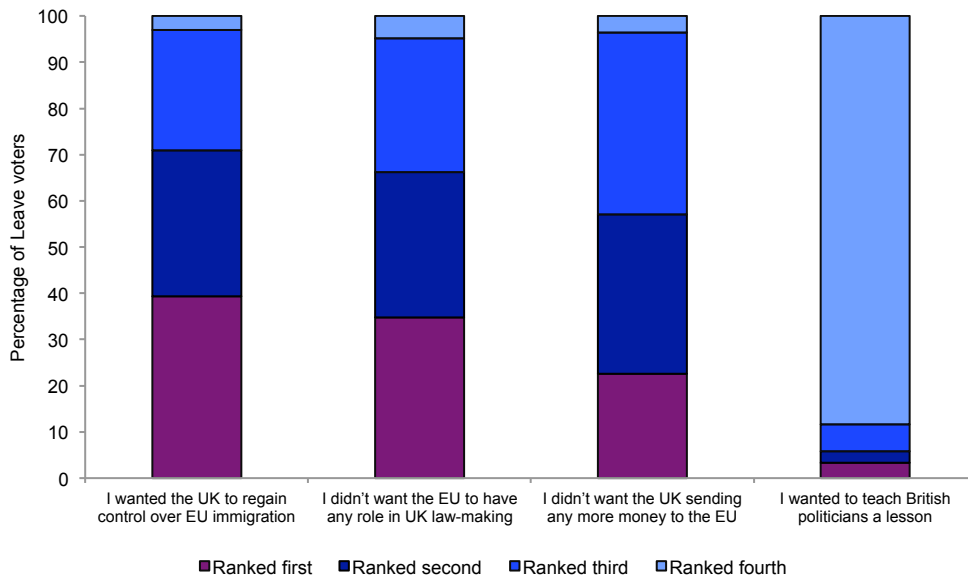
We also asked Remain voters to rank four reasons for voting Remain in order of how important they were when deciding which way to vote in the referendum. Figure 3 displays the distribution of Remain voters by rank for each of the four reasons. Unsurprisingly, ‘leaving the EU would damage the British economy’ has by far the highest average rank, being ranked first by a full 54% of Remain voters. More interestingly, the reason with the lowest average rank is ‘a strong attachment to Europe’, which comports with the claim that Britons have a relatively weak sense of European identity.<sup>11,12,13</sup>

As before, we then asked Leave voters to rank the same four reasons in order of how important they thought those reasons were to Remain voters. Figure 4 displays Leavers’ assessments of Remain voters’ reasons for voting Remain. It shows that Leave voters slightly overestimate the importance that Remain voters attach to Europe and the European project. 20% of Leave voters rank ‘Remainers have a strong attachment to Europe, and believe in the European project’ first, whereas only 16% of Remain voters rank ‘a strong attachment to Europe’ first. Overall, however, Leave voters characterise Remain voters more accurately than Remain voters characterise Leave voters (despite the fact that Leave voters were more likely to say ‘don’t know’). This is apparent just by visually comparing Figures 1 and 2 versus Figures 3 and 4. However, to check more precisely, I calculated the sum of the absolute differences between the percentages in the various segments of the Figures, for each of the two pairs. The discrepancies between Figures 1 and 2 summed to 173 percentage points. By contrast, the discrepancies between Figures 3 and 4 summed to only 101 percentage points. This finding is consistent with evidence from the United States that conservatives hold more accurate stereotypes about progressives than progressives do about conservatives.<sup>14,15</sup>

Why then do Leave voters characterise Remain voters more accurately than Remain voters characterise Leave voters? Two possible explanations are as follows. First, according to several reports on media coverage of the referendum campaign, the ‘economy’ was the most frequently mentioned issue, and ‘immigration’ was mentioned far more often than ‘sovereignty’.<sup>16,17,18</sup> Given that many partisans on both sides will have been exposed to their opponents’ arguments primarily via the popular media, this may explain why Remain voters underestimate the importance that Leave voters attach to the EU having no role in UK law-making (i.e., sovereignty). On the other hand, when David Levy and colleagues analysed media coverage at the level of individual arguments, they found that Leave campaigners actually mentioned ‘sovereignty’ more often than ‘immigration’.<sup>19</sup> Second, there is a certain amount of evidence that progressives are more likely to block or ‘unfriend’ their ideological counterparts than conservatives.<sup>20</sup> For example, a 2014 YouGov poll found that 42% of Liberal Democrat supporters said they would find it harder to be friends with someone who became a UKIP supporter, whereas only 10% of UKIP supporters said they would find it harder to be friends with someone who became a Liberal Democrat supporter.<sup>21</sup> For this reason, Remain voters may have had less exposure to Leave voters’ arguments than vice versa.

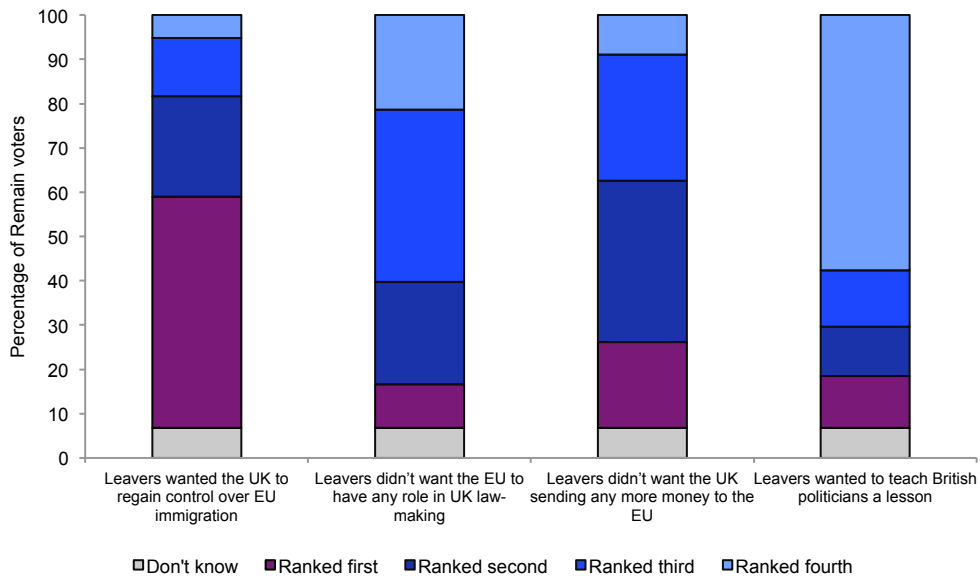
An important methodological caveat is that the data presented here concern people’s stated reasons for voting Leave or Remain, assessed more than 18 months after the referendum took place. It is therefore possible that they do not reflect the true reasons people voted the way they did. For example, they could be biased by the tendency for people to justify their decisions with post-hoc rationalisations. On the other hand, Figures 1 and 3 accord rather closely with the findings of previous surveys and opinion polls.

**Figure 1.** Reasons why Leave voters voted Leave.



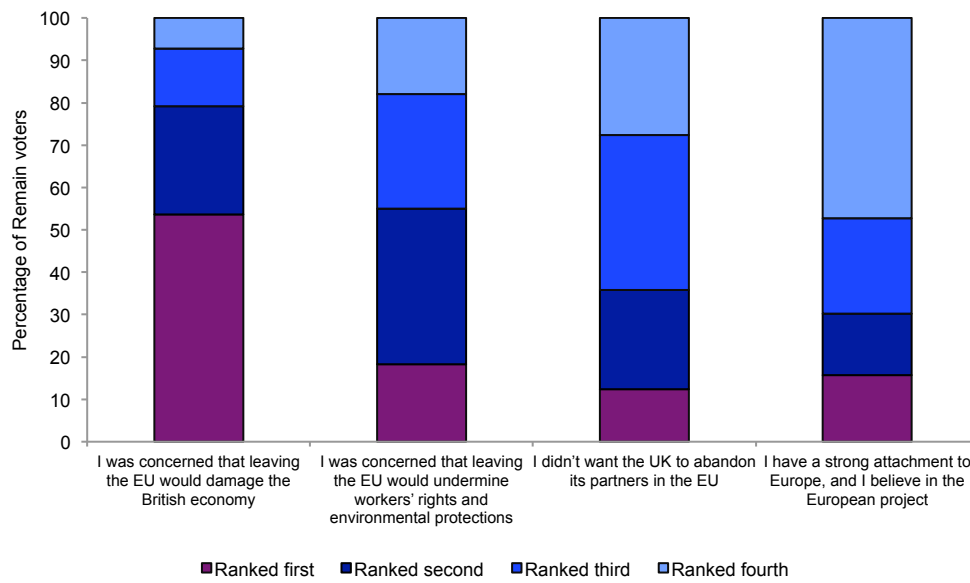
*Notes:* Each bar shows the distribution of Leave voters according to how they ranked the corresponding reason for voting Leave. Bars are ordered from left to right by the percentage-weighted mean rank. Sample weights were applied.

**Figure 2.** Reasons why Leave voters voted Leave, *according to Remain voters.*



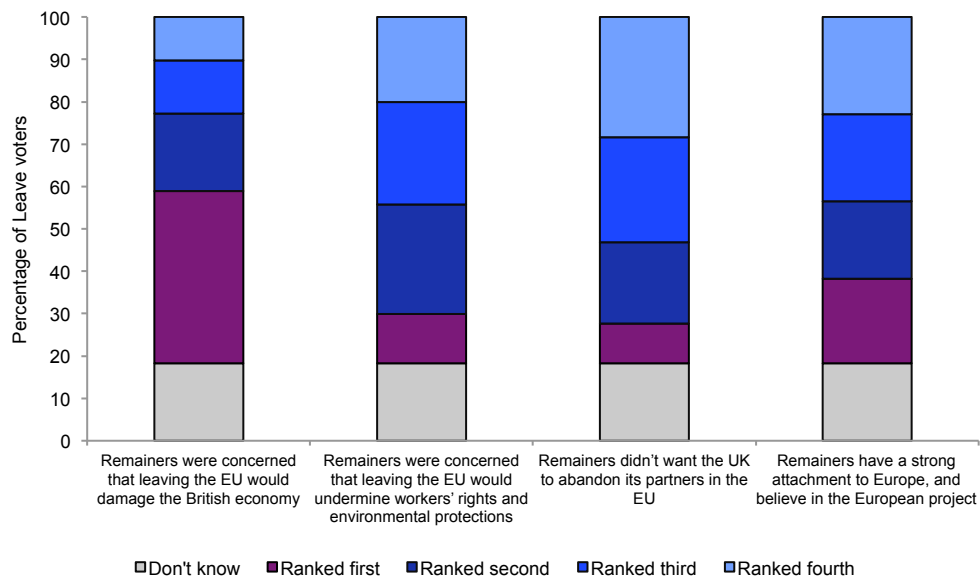
*Notes:* Each bar shows the distribution of Remain voters according to how they ranked the corresponding reason for voting Leave. Sample weights were applied.

**Figure 3. Reasons why Remain voters voted Remain.**



*Notes:* Each bar shows the distribution of Remain voters according to how they ranked the corresponding reason for voting Remain. Bars are ordered from left to right by the percentage-weighted mean rank. Sample weights were applied.

**Figure 4. Reasons why Remain voters voted Remain, according to Leave voters.**



*Notes:* Each bar shows the distribution of Leave voters according to how they ranked the corresponding reason for voting Remain. Sample weights were applied.

## Notes and References

- <sup>1</sup> Richards, L. & Heath, A. & Carl, N. (2017). Red Lines and Compromises: Mapping Underlying Complexities of Brexit Preferences. *Political Quarterly*, early online view.
- <sup>2</sup> YouGov. (2016). On the day poll [Sample Size: 4772 UK Adults; Fieldwork: 23rd June 2016]. YouGov, published online.
- <sup>3</sup> Lord Ashcroft. (2016). How the United Kingdom voted on Thursday... and why. *Lord Ashcroft Polls*, published online.
- <sup>4</sup> Prosser, C., Mellon, J. & Green, J. (2016). What mattered most to you when deciding how to vote in the EU referendum? *British Election Study*, 11 July, published online.
- <sup>5</sup> Leave voters were defined as those who said they voted Leave in the referendum. Remain voters were defined in the same way. Please note that the quickest 2% of respondents by total survey time were excluded from the analysis.
- <sup>6</sup> The exact question that respondents read was as follows. 'We are interested in the reasons that you might have had for voting Leave. Please could you click the following in order of how important you think they were to your decision, with 1 meaning 'most important' and 4 meaning 'least important'.'
- <sup>7</sup> Travers, T. (2016). Why did people vote for Brexit? Deep-seated grievances lie behind this vote. *LSE British Politics and Policy*, June 29, published online.
- <sup>8</sup> Darvas, Z. (2016). High inequality and poverty helped trigger the Brexit protest vote. *LSE Brexit*, August 31, published online.
- <sup>9</sup> Dorling, D. (2016). Brexit: the decision of a divided country. *British Medical Journal*, 354, i3697.
- <sup>10</sup> Cross, K. (2016). Brexit Offers Lesson in the Danger of Protest Votes. *Rolling Stone*, June 26, published online.
- <sup>11</sup> Dennison, J. & Carl, N. (2016). The ultimate causes of Brexit: history, culture and geography. *LSE British Politics and Policy*, July 18, published online.  
And see Carl, N., Dennison, J. & Evans, G. (2017). European, but not European enough: An explanation for Brexit. *Working paper*, published online.
- <sup>12</sup> Curtice, John. (2017). Why Leave won the UK's referendum. *Journal of Common Market Studies*, 55, 19–37.
- <sup>13</sup> Carl, N. (2017). CSI Brexit 3: National Identity and Support for Leave versus Remain. *Centre for Social Investigation*, published online.
- <sup>14</sup> Graham, J., Nosek, B.A. & Haidt, J. (2012). The Moral Stereotypes of Liberals and Conservatives: Exaggeration of Differences across the Political Spectrum. *PLoS ONE*, 7, e50092.
- <sup>15</sup> Scherer, A.M., Windschitl, P.D. & Graham, J. (2015). An Ideological House of Mirrors: Political Stereotypes as Exaggerations of Motivated Social Cognition Differences. *Social Psychological and Personality Science*, 6, 201-209.
- <sup>16</sup> Centre for Research in Communication and Culture. (2016). Media coverage of the EU Referendum (report 5). Centre for Research in Communication and Culture, Loughborough University, 27 June, published online.
- <sup>17</sup> Brüggemann, T.U. (2016). Newspaper influences on voters in the Brexit referendum. *Bachelor Thesis*, University of Twente, published online.
- <sup>18</sup> Moore, M. & Ramsay, G. (2017). UK media coverage of the 2016 EU Referendum campaign. *Centre for the Study of Media, Communication & Power*, King's College London, published online.
- <sup>19</sup> Levy, D.A.L., Aslan, B. & Bironzo, D. (2017). UK press coverage of the EU referendum. *Reuters Institute for the Study of Journalism*, University of Oxford
- <sup>20</sup> Carl, N. (2017). Who doesn't want to hear the other side's view? *Medium*, 28 April, published online.
- <sup>21</sup> Jordan, W. (2014). Supporting UKIP has more personal stigma than the other parties. *YouGov*, 21 November, published online.